

Mega Pixel lens for image circle 16 mm

Cinegon 1.9/10 --0901

In accordance with the sensitivity of modern 1" CCD and CMOS sensors the megapixel lenses are broadband coated and can be used in the visible range 400 – 700 nm or the near infrared range 700 – 1000 nm. Even under production and / or extreme conditions, the robust mechanical design with lockable focus and iris setting mechanism guarantees reliable continuous use in which the set optical parameters remain in place.



Cinegon 1.9/10

Key Features

- High-resolution optics
- Highest optical imaging performance even with smallest pixel sizes
- Broadband coated (400 - 1000 nm)
- Compact and low weight
- Vibration insensitivity for stable imaging performance
- Focus and iris setting lockable

Applications

- Machine Vision and other imaging applications
- 3D measurement
- Traffic
- Medical
- Robot vision
- Food processing

Technical Specifications

F-number	1.9
Focal length	10.4 mm
Image circle	16 mm
Transmission	400 - 1000 nm
Interface	C-Mount
Weight	136 gr.
Option	Adapter for optical filter
Order No.	1001978

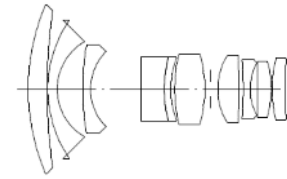
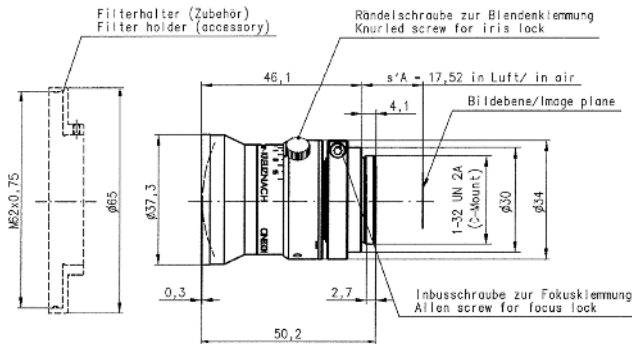
Contact

Jos. Schneider Optische Werke GmbH
 Ringstraße 132
 55543 Bad Kreuznach
 Germany
 Phone +49 671 601-205
 Fax +49 671 601-286
www.schneiderkreuznach.com
industrie@schneiderkreuznach.com

Schneider Asia Pacific Ltd.
 20/F Central Tower, 28 Queen's Road
 Central, Hong Kong
 China
 Phone +852 8302 0301
 Fax +852 8302 4722
www.schneider-asiapacific.com
info@schneider-asiapacific.com

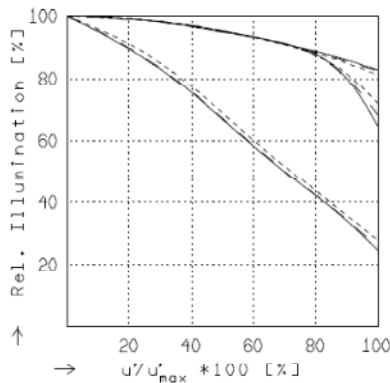
Schneider Optics Inc.
 285 Oser Ave.
 Hauppauge, NY 11788
 USA
 Phone +1 631 761-5000
 Fax +1 631 761-5090
www.schneideroptics.com/industrial
industrial@schneideroptics.com

Cinegon 1.9/10



CINEGON 1.9/10MM

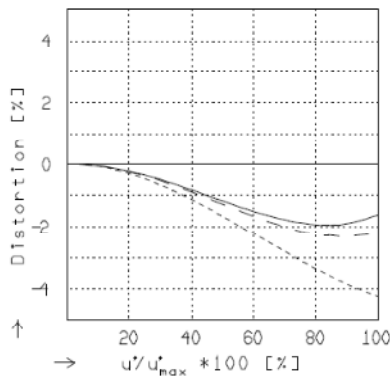
f'	= 10.4 mm	β'_p	= 2.823
s_F	= 13.9 mm	s_{EP}	= 17.5 mm
$s_{F'}$	= 16.1 mm	s_{AP}	= -13.1 mm
HH'	= 28.7 mm	Σd	= 47.2 mm



RELATIVE ILLUMINATION

The relative illumination is shown for the given focal distances or magnifications.

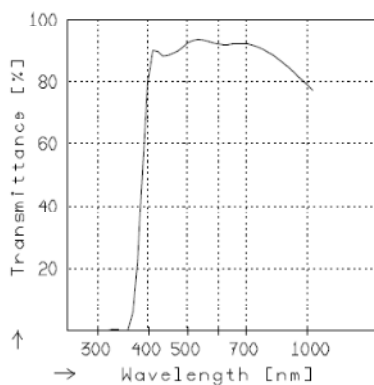
$f / 1.9$	$f / 4.0$	$f / 8.0$
— $\beta' = 0.0000$	$u'_{max} = 8.0$	$00' = \infty$
- - $\beta' = -0.0200$	$u'_{max} = 8.0$	$00' = 567.$
.... $\beta' = -0.1000$	$u'_{max} = 8.0$	$00' = 154.$



DISTORTION

Distortion is shown for the given focal distances or magnifications. Positive values indicate pincushion distortion and negative values barrel distortion.

— $\beta' = 0.0000$	$u'_{max} = 7.8$	$00' = \infty$
- - $\beta' = -0.0200$	$u'_{max} = 7.8$	$00' = 567.$
.... $\beta' = -0.1000$	$u'_{max} = 8.0$	$00' = 154.$



TRANSMITTANCE

Relative spectral transmittance is shown with reference to wavelength.

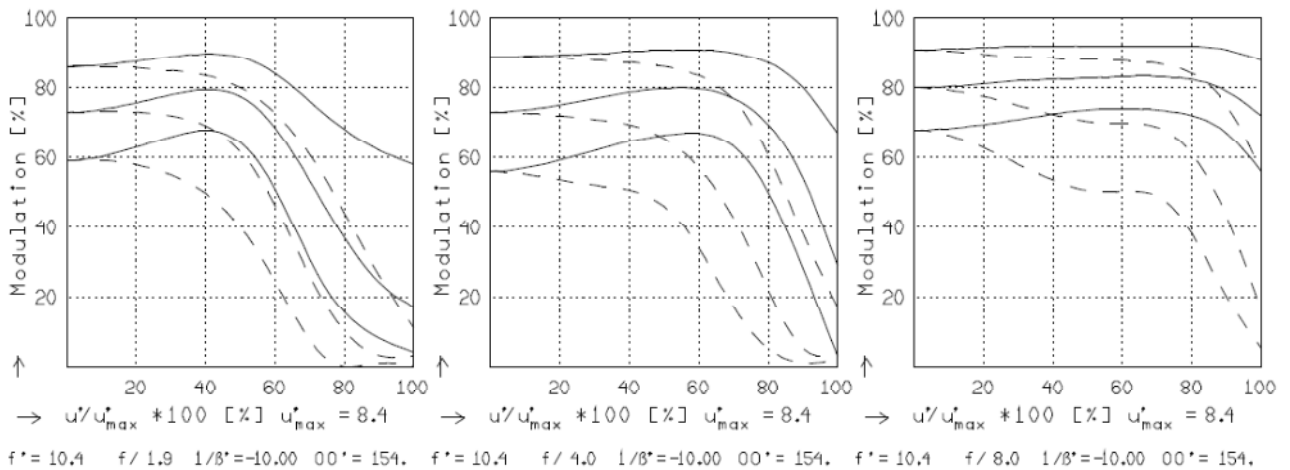
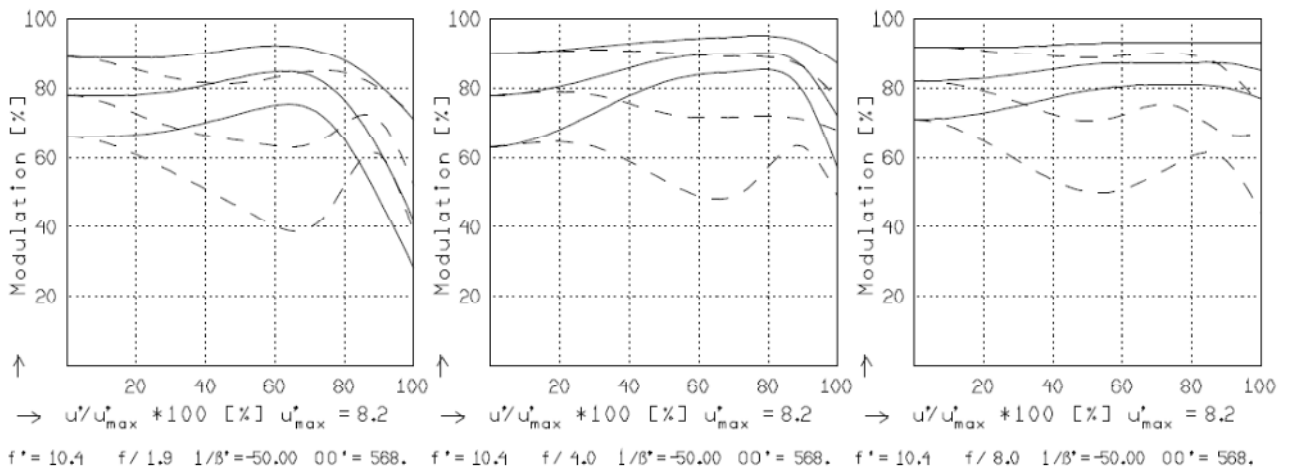
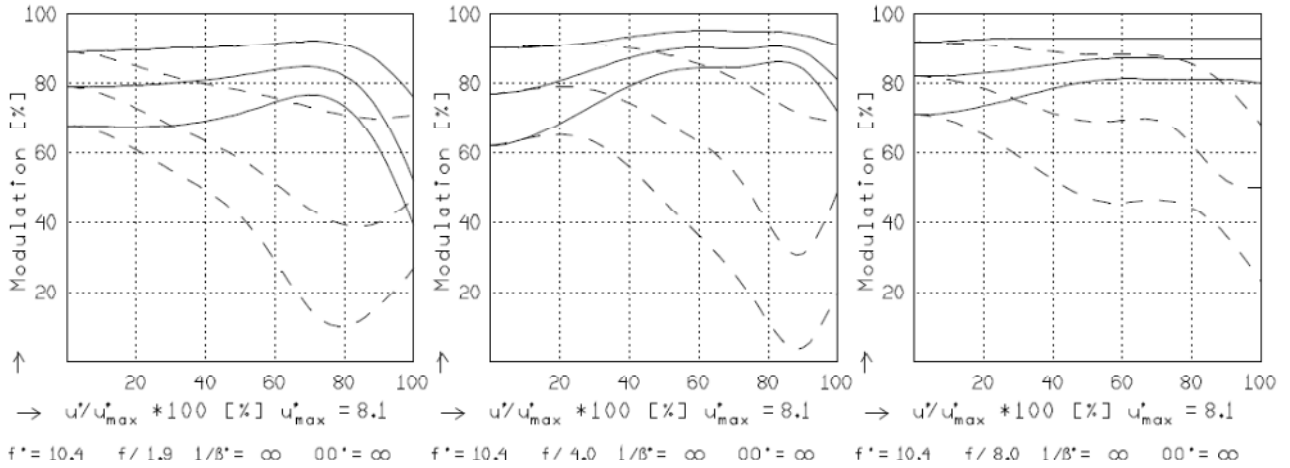
Cinegon 1.9/10

CINEGON 1.9/10MM

MODULATION with reference to the relative image height

Wavelength λ	[nm]	555	655	605	505	455	405
Spectral weighting	[%]	19.6	23.7	22.2	15.7	12.1	6.7
Spatial frequency R	[1/mm]	10	20	30			
Format	[mm X mm]	9.6	X 12.8				
Diagonal $2u'$	[mm]	16.0					

radial —
tangential - -



Focusing : MTF_{max} at $f/1.4$, $R = 30$ 1/mm, $u'/u'_{max} = 0$